



ಬೃಹತ್ ಬೆಂಗಳೂರು ಮಹಾನಗರ ಪಾಲಿಕೆ
Bruhat Bengaluru Mahanagara Palike



BBMP COVID-19 WAR ROOM 26.11.2022



OVERVIEW OF COVID-19 IN BENGALURU

CASE TRENDS ACTIVE CASES **1,488**

<u>Confirmed Cases</u>	<u>Recovered Cases</u>	<u>Death Cases</u>
30 18,76,034 [#]	6 18,57,556 [#]	0 16,990 [#]

HOSPITALIZATION **2**

<u>ICU – V</u>	<u>ICU</u>	<u>HDU</u>	<u>General</u>
-	-	-	2

INCLUDES GOVT. QUOTA AND PRIVATE WALK-IN HOSPITALIZATION

VACCINATION **210** 2,04,90,649[#]

<u>First Dose</u>	<u>Second Dose</u>	<u>Precaution Dose</u>
21 96,79,215 [#]	30 94,83,349 [#]	159 13,28,085 [#]

TRIAGING

<u>MTU</u>
2
<u>Tele Triage</u>
26

ACTIVE CZs

0
<u>MCZs (< 5 cases)</u>
0
<u>Clusters (> 5 cases)</u>
0

TESTING **1,140** 3,19,80,124[#]

<u>Positivity :2.81%</u>	<u>RAT</u>	<u>RTPCR</u>
<small>*FOR LAST 7 DAYS</small>	248	892

: indicates cumulative numbers till date



ABSTRACT OF COVID-19 SCENARIO IN BENGALURU


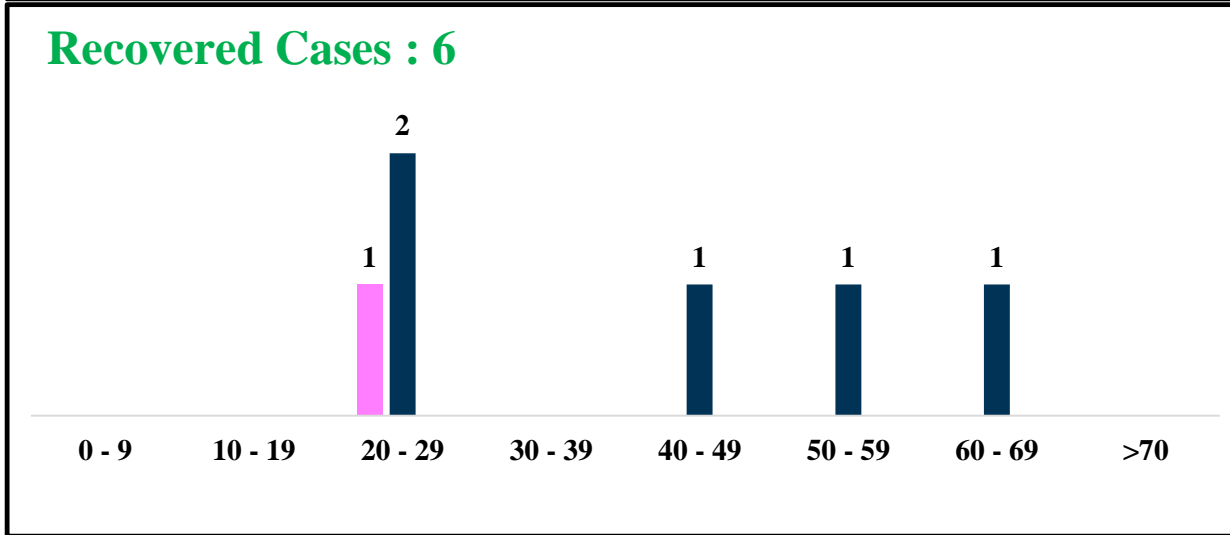
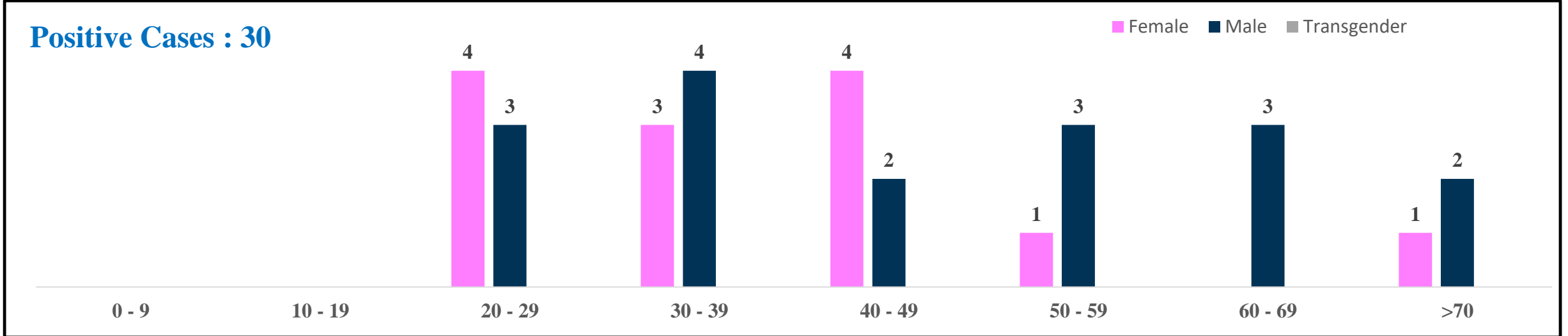


	MALE			FEMALE			TRANSGENDER			TOTAL		
	Last 24 Hours	Last 7 Days	Cumulative	Last 24 Hours	Last 7 Days	Cumulative	Last 24 Hours	Last 7 Days	Cumulative	Last 24 Hours	Last 7 Days	Cumulative
Positive Cases	17	90	11,05,525	13	88	7,69,617	0	0	196	30	178	18,76,034
Recovered Cases	5	43	10,93,676	1	57	7,63,786	0	0	187	6	100	18,57,556
Death Cases	0	0	10,760	0	0	6,226	0	0	4	0	0	16,990
Total Tests Done	In Last 24 hrs. : 1,140			In last 7 days : 7,862			Cumulative : 3,19,80,124					
Vaccine Doses Administered	In Last 24 hrs. : 210			In last 7 days : 2,001			Cumulative : 2,04,90,649					
ACTIVE CASES									1,488			

*Covid deaths occurred today : 00 | Covid deaths occurred beyond last 24hrs., reported today : 00

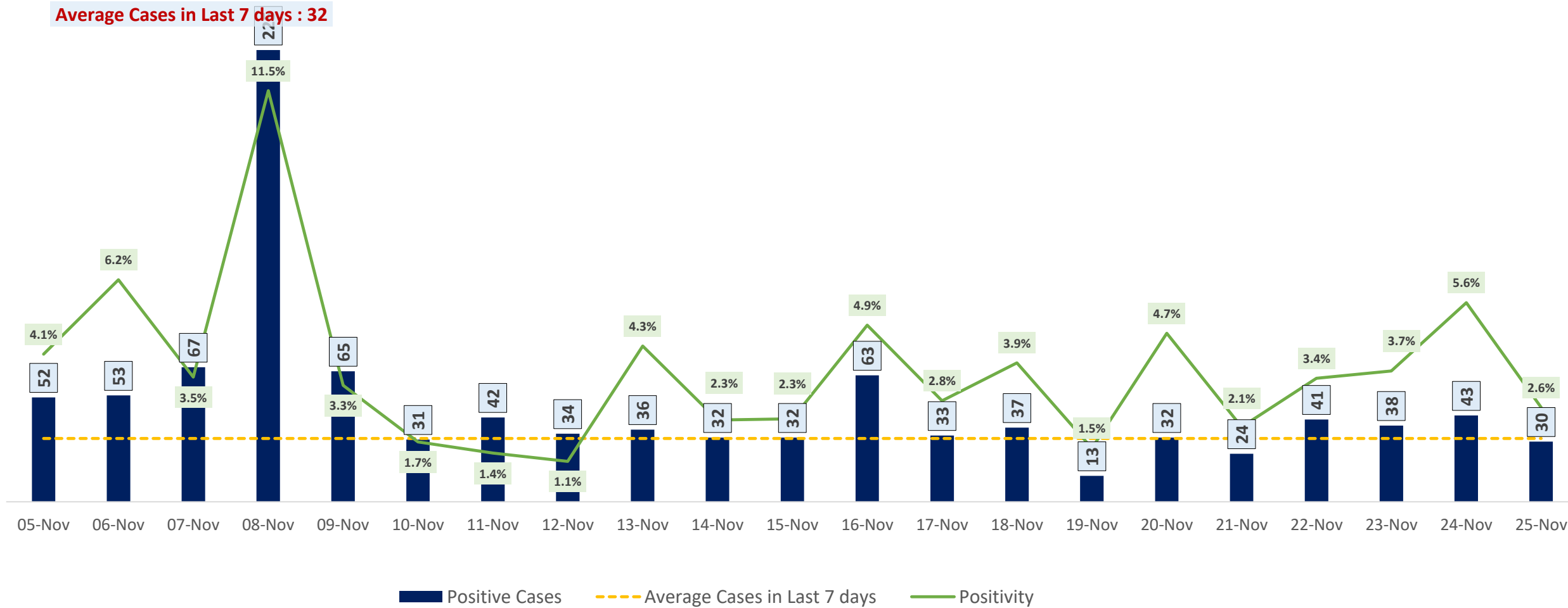


LAST 24 HOURS AGE GROUP AND GENDER WISE DISTRIBUTION





POSITIVITY RATE OF BENGALURU – LAST 21 DAYS

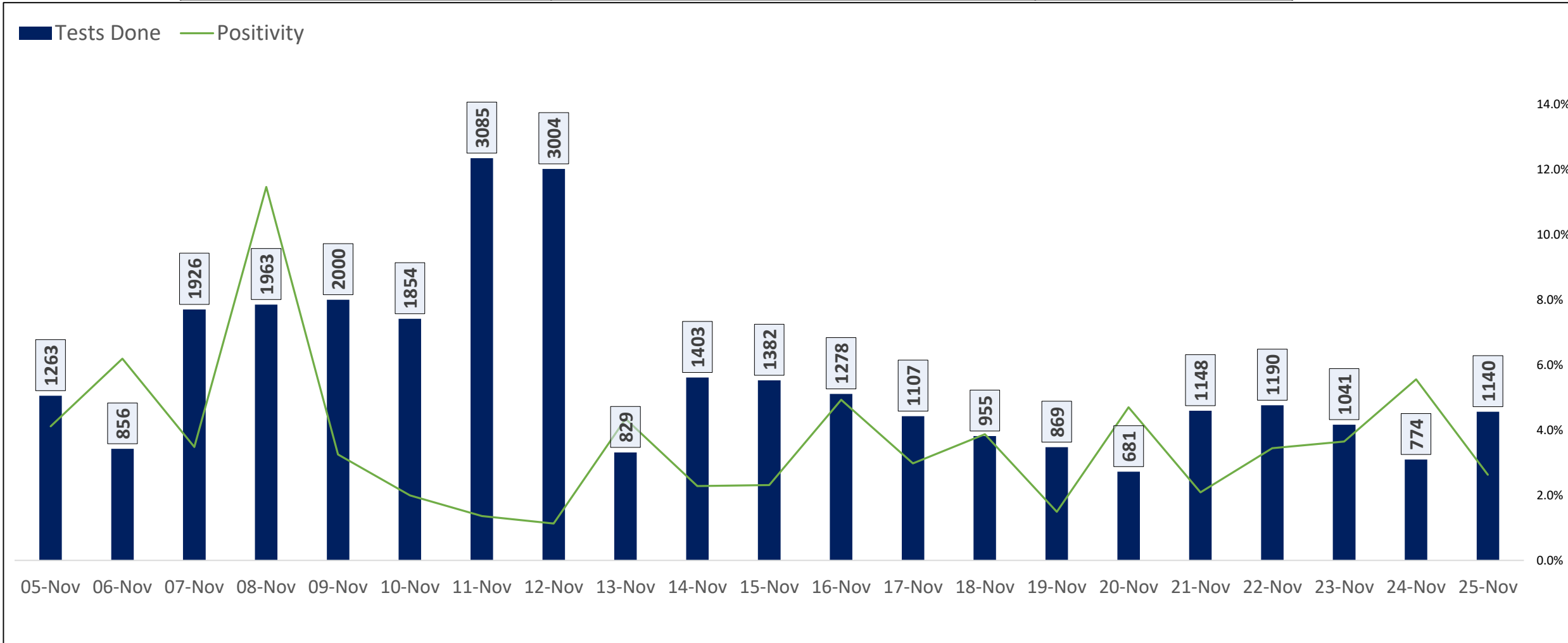




TESTING TRENDS IN BENGALURU

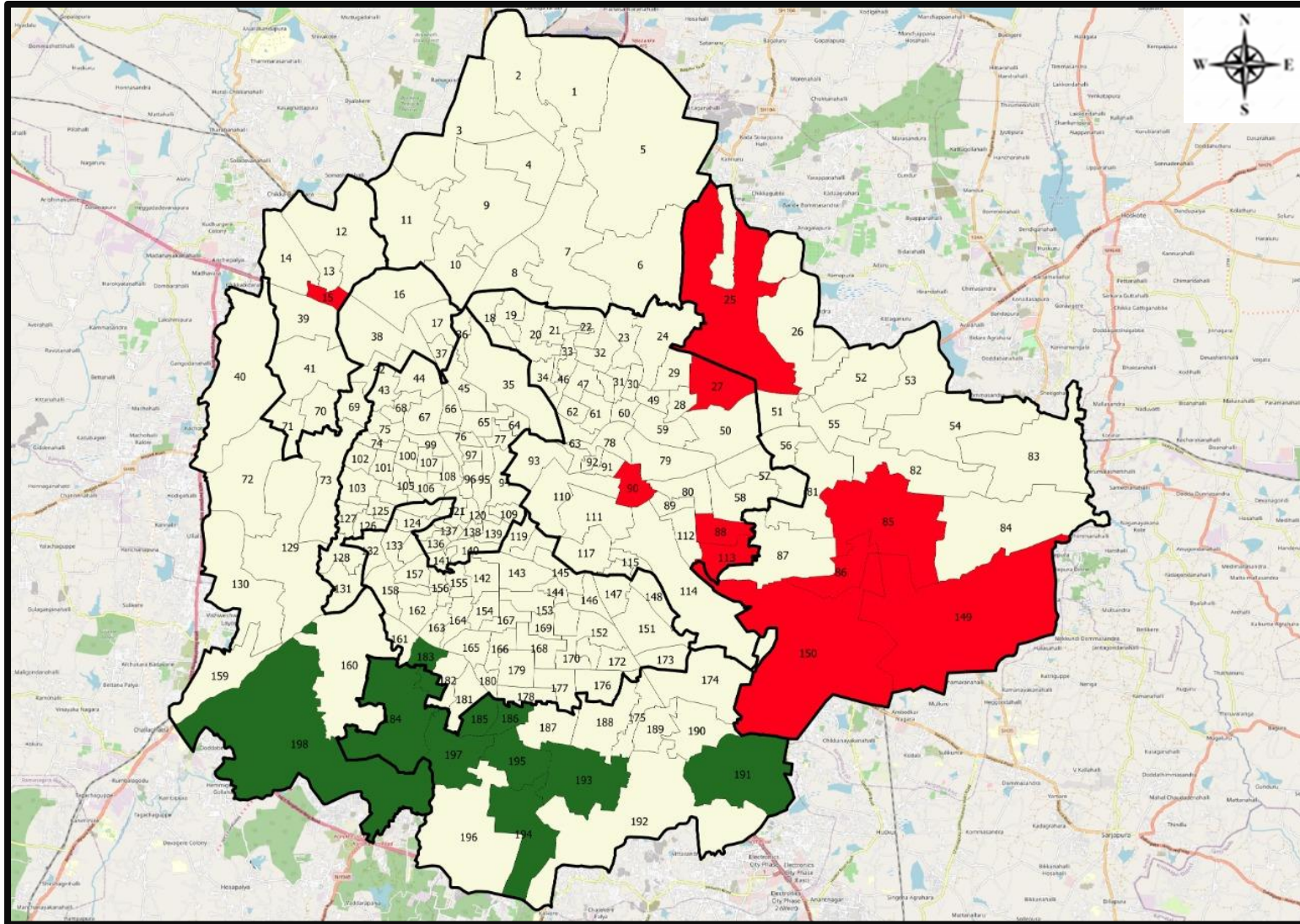


Total Test Conducted Till Date	Test Conducted Last 24 hours	Last 7 Days Average
3,19,80,124	1,140	1,123





BENGALURU URBAN MAP SHOWING TREND OF POSITIVE CASES IN LAST 7 DAYS



Top 10 wards reporting highest number of positive cases in last 10 days

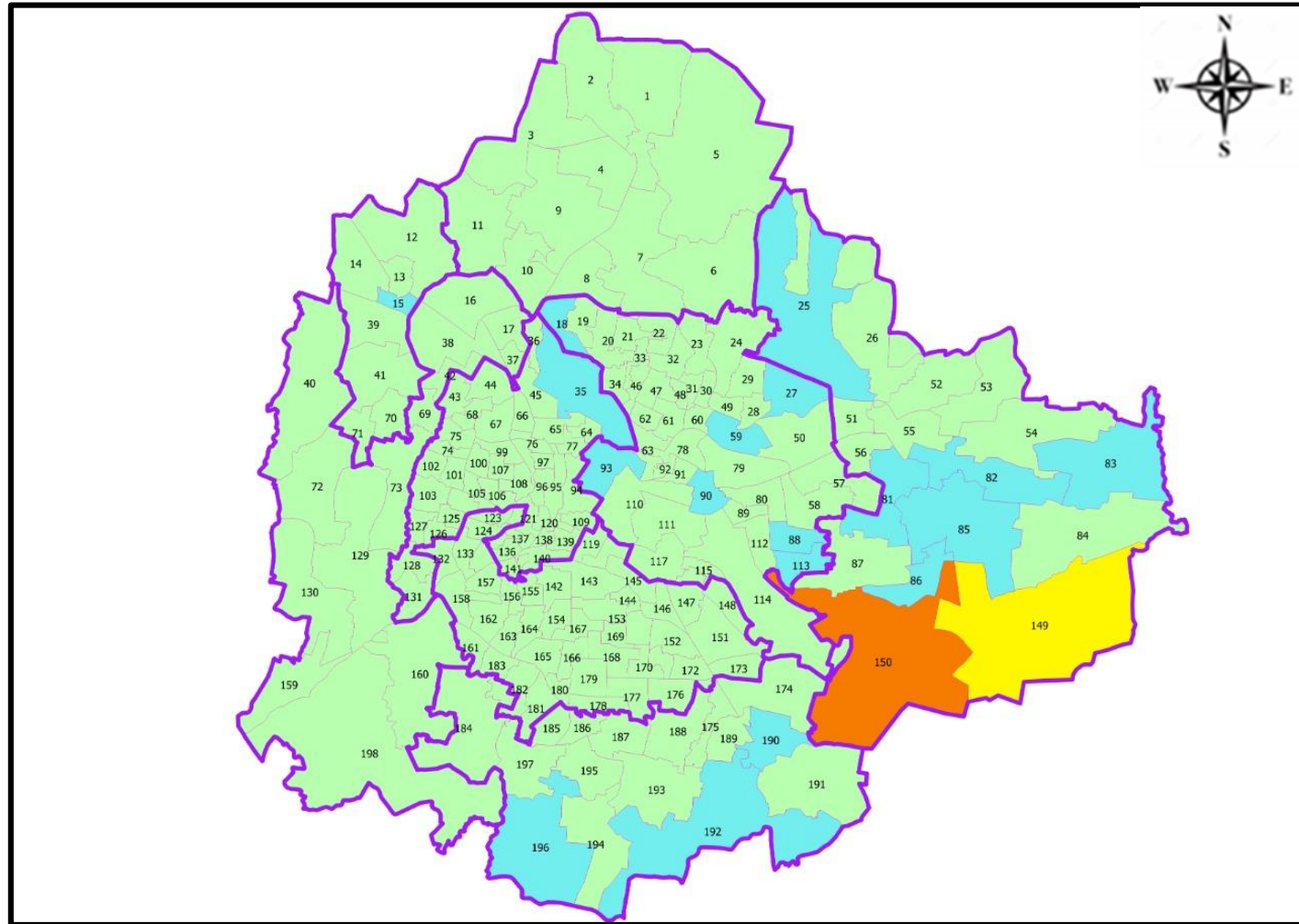
Ward No.	Ward Name	Daily Cases Average
150	Bellanduru	2
149	Varthuru	1
15	T Dasarahalli	1
27	Banasavadi	1
88	Jeevanbhima Nagar	1
25	Horamavu	1
85	Dodda Nekkundi	1
86	Marattahalli	1
90	Halsoor	1
113	Konena Agrahara	1







Top 10 wards reporting least number of positive cases in last 7 days

Ward No.	Ward Name	Daily Cases Average
198	Hemmigepura	0
197	Vasanthpura	0
195	Konanakunte	0
194	Gottigere	0
193	Arakere	0
191	Singasandra	0
186	Jaraganahalli	0
185	Yelchenahalli	0
184	Uttarahalli	0
183	Chikkalsandra	0



BENGALURU MAP SHOWING INTENSITY OF POSITIVE CASES IN LAST 7 DAYS



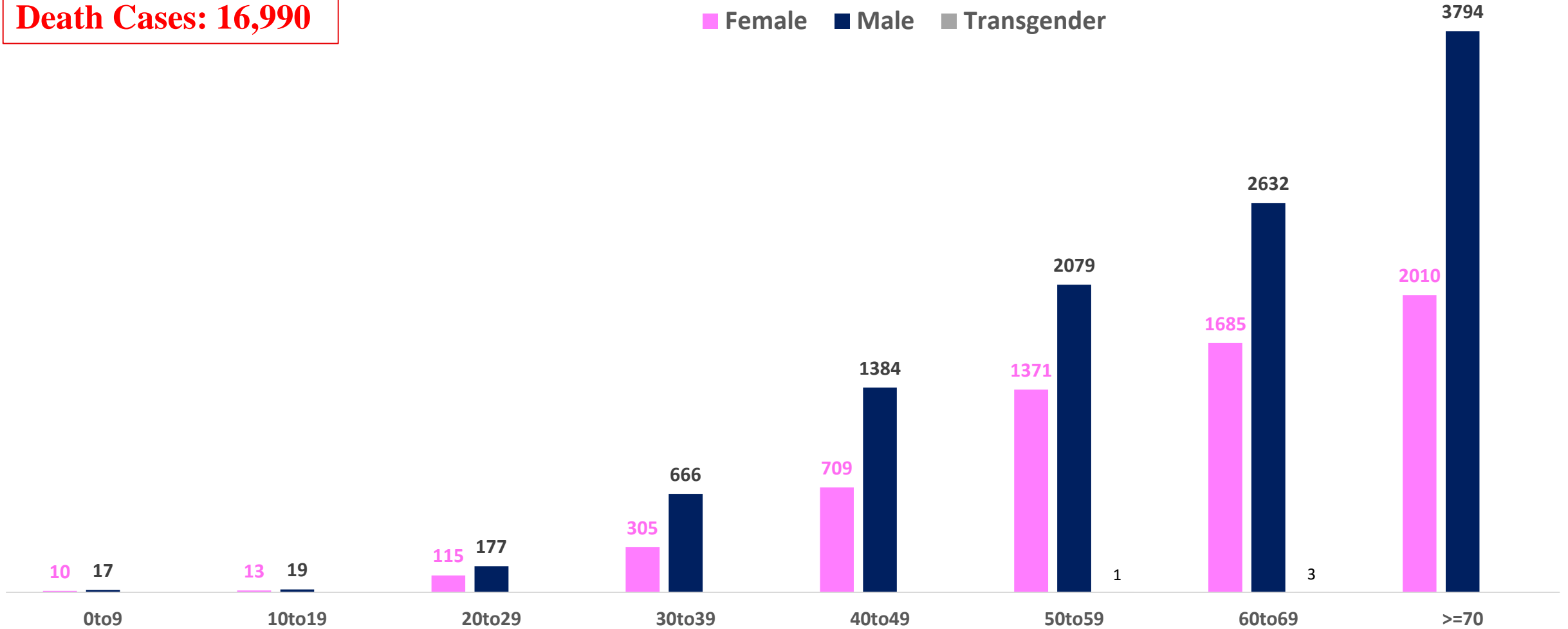
-  **Level 1 : 0 to 2 Cases**
-  **Level 2 : 2 to 5 Cases**
-  **Level 3 : 5 to 10 Cases**
-  **Level 4 : 10 to 25 Cases**
-  **Level 5 : More than 25 Cases**
-  **Zone Boundaries**



AGE AND GENDER WISE DISTRIBUTION OF DEATH CASES



Death Cases: 16,990





COVID-19 SCENARIO IN BENGALURU AND OTHER METROPOLITIAN CITIES



CITY NAME	Positive Cases	Active Cases	Recovered	Deceased	Vaccine Doses Administered
New Delhi	20,06,915	30	19,80,368	26,517	3,73,17,328
Bengaluru*	18,76,034	1,488	18,57,556	16,990	2,37,78,980
Mumbai	11,53,936	87	11,34,106	19,743	2,21,34,555
Chennai	7,93,087	41	7,83,975	9,071	1,13,96,462

Source : <https://dashboard.cowin.gov.in/> at 5:00pm (26.11.2022)
Source : <https://www.covid19bharat.org/> at 5:00pm (26.11.2022)

*includes BBMP & Bengaluru Urban



SNAPSHOT OF COVID-19 CASES IN BENGALURU URBAN



**Total Wards With
< = 5 Cases* :
193**

**Tests Conducted
on 25.11.2022:
1,140**

**Recovery
Rate*:
99.02%**

**Total
Active Cases :
1,488**

**Total Vaccinated
on 25.11.2022:
210**

**Positivity
Rate* :
2.81%**

**Active
Rate*:
0.08%**

**Case
Fatality Rate* :
0.00%**





*Total positive cases In the past 7 days

*CFR and positivity is for Past 7 days



ಬೃಹತ್ ಬೆಂಗಳೂರು ಮಹಾನಗರ ಪಾಲಿಕೆ
Bruhat Bengaluru Mahanagara Palike



Download BBMP Bulletin	https://apps.bbmpgov.in/covid19/mediabulletin.php
To register for vaccination :	https://selfregistration.cowin.gov.in/
BBMP COVID19 Dashboard:	https://apps.bbmpgov.in/covid19/
Follow us on:	 www.facebook.com/bbmp.comm1/
	 twitter.com/BBMPCOMM
	  BBMPSplHealth

Issued by:

Honorable Chief Commissioner, BBMP
Special Commissioner Health & IT, BBMP
MD, Bengaluru Smart City Limited

THANK YOU !

